

DynaPro Mini

Wireless/USB PIN-Entry Device with
Secure Card Reader Authenticator

Quick Installation Guide



**MAGTEK RECOMMENDS
CHARGING AT LEAST EVERY
6 MONTHS TO MAXIMIZE
OPERATION. PLACE IN
AIRPLANE MODE BEFORE
STORAGE.**

**STORAGE TEMPERATURE:
32°F TO 113°F (0°C TO 45°C)**

with micro USB connection



Product Description

MagTek's DynaPro Mini is a handheld device that combines a secure PCI PTS 3.x, SRED compliant PIN Entry Device with a MagneSafe® secure card reader authenticator (SCRA) and a smart card reader. This versatile secure cryptographic device (SCD) is ideal for credit, ATM, Prepaid, gift, and debit cards for mobile point of sale applications where you need unmatched convenience and security. Reduce your interchange rates, reduce chargebacks and increase your customer satisfaction and sales with the DynaPro Mini.

Diagrams

MagneSafe™ secure card reader authenticator (SCRA)

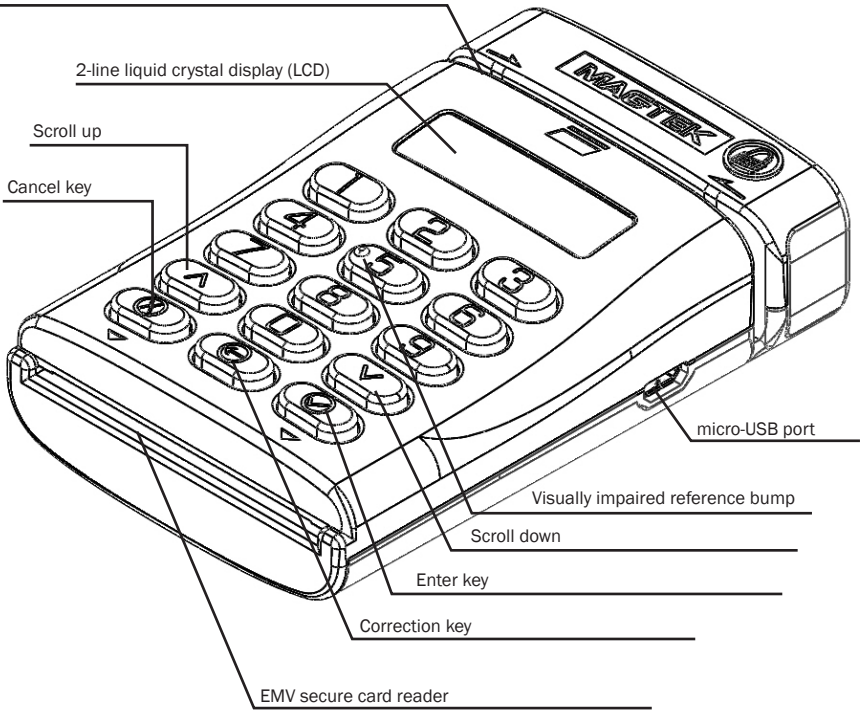


Figure 1. 3/4 angle front face view

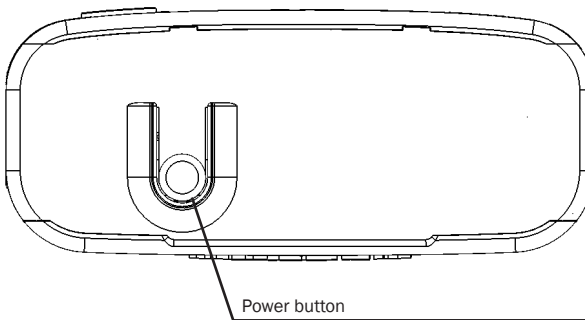
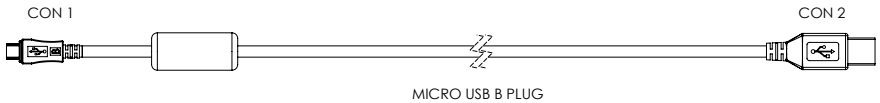


Figure 2. top angle view

Additional Contents

micro-USB connection

USB connection



Power

The device is powered by the internal battery, and charges from the USB port. If there is not sufficient power on the USB to power the device, it will drain the internal battery until such time as it shuts down. On the other hand, if power is available on the USB, and the internal battery is in need of recharge, the device will draw significantly more current than it actually needs to operate until the battery is charged.

- To turn device ON and out of airplane mode: Plug in the USB cable or hit the power button once and release it.
- To turn device OFF: Unplug the USB cable.
- To turn device OFF and into airplane mode (wireless not advertising): Unplug the USB cable and then hold the power button for more than 7 seconds.

Wireless Connection

When DynaPro Mini is connected wirelessly, the device will act as a server/peripheral, and the host will act as a client/central. The custom software wraps commands in simple Get/Set wrappers, and should use whatever wireless library is appropriate for the chosen software development framework.

USB Connection

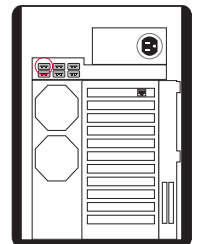
Plug the micro-USB connection end of the cable into the DynaPro Mini's micro-USB port, then attached the USB connection to your device's USB port (CPU or tablet). Windows devices will automatically detect the DynaPro Mini device.



Figure 3. DynaPro Mini micro-USB cable plug



tablet with USB port



PC with USB port

NOTICE

Subjecting the unit to temperature extremes can adversely affect the unit's battery life and tamper security switches, which can render the unit inoperable and void the warranty. Temperature requirements: 32°F to 113°F (0°C to 45°C).

Compliance

FCC WARNING STATEMENT: This equipment has been tested and was found to comply with the limits for a Class B digital device pursuant to Part 15 of FCC Rules. These limits are designed to provide reasonable protection against harmful interference when the equipment is operated in a residential environment. This equipment generates, uses, and can radiate radio frequency energy and, if not installed and used in accordance with the instruction manual, may cause harmful interference with radio communications. However, there is no guarantee that interference will not occur in a particular installation.

FCC COMPLIANCE STATEMENT: This device complies with Part 15 of the FCC Rules. Operation of this device is subject to the following two conditions: (1) this device may not cause harmful interference, and (2) this device must accept any interference received, including interference that may cause undesired operation.

CANADIAN DOC. STATEMENT: This digital apparatus does not exceed the Class B limits for radio noise from digital apparatus set out in the Radio Interference Regulations of the Canadian Department of Communications.


Le présent appareil numérique n'émet pas de bruits radioélectriques dépassant les limites applicables aux appareils numériques de la classe B prescrites dans le Règlement sur le brouillage radioélectrique édicté par le ministère des Communications du Canada.

This Class B digital apparatus complies with Canadian ICES-003.

Cet appareil numérique de la classe B est conforme à la norme NMB-003 du Canada.

CE STANDARDS: Testing for compliance with CE requirements was performed by an independent laboratory. The unit under test was found compliant with standards established for Class B devices.

UL/CSA: This product is recognized per Underwriter Laboratories and Canadian Underwriter Laboratories 1950.

RoHS STATEMENT: When ordered as RoHS compliant, this product meets the Electrical and Electronic Equipment (EEE) Reduction of Hazardous Substances (RoHS) European Directive 2002/95/EC. The marking is clearly recognizable, either as written words like "Pb-free", "lead-free", or as another clear symbol (). 

PCI Information

PCI SSC's approval applies only to PEDs that are identical to the PED tested by a PCI Security Standards Council recognized laboratory. If any aspect of the PED is different from that which was tested by the laboratory—even if the PED conforms to the basic product description contained in the letter—then the PED model should not be considered approved, nor promoted as approved. For example, if a PED contains firmware, software, or physical construction that has the same name or model number as those tested by the laboratory, but in fact is not identical to those PED samples tested by the laboratory, then the PED should not be considered or promoted as approved.

No vendor or third party may refer to a PED as "PCI Approved," nor otherwise state or imply that PCI SSC has, in whole or part, approved any aspect of a vendor or its PEDs, except to the extent and subject to the terms and restrictions expressly set forth in a written agreement with PCI SSC, or in an approval letter. All other references to PCI SSC's approval are strictly and actively prohibited by PCI SSC.

When granted, an approval is provided by PCI SSC to ensure certain security and operational characteristics important to the achievement of PCI SSC's goals, but the approval does not under any circumstances include any endorsement or warranty regarding the functionality, quality, or performance of any particular product or service. PCI SSC does not warrant any products or services provided by third parties. Approval does not, under any circumstances, include or imply any product warranties from PCI SSC, including, without limitation, any implied warranties of merchantability, fitness for purpose or noninfringement, all of which are expressly disclaimed by PCI SSC. All rights and remedies regarding products and services, which have received an approval, shall be provided by the third party providing such products or services, and not by PCI SSC or the payment brand participants.

Technical Support

When calling the support team please have your reader charged and have the part number and serial number(s) available.



651.415.6800



support@magtek.com