

SCRA Reader

Audio Reader Family
Programmer's Reference (Windows)

August 2014

**Manual Part Number:
99875657-1.01**

REGISTERED TO ISO 9001:2008

Copyright © 2006 2014 MagTek, Inc.
Printed in the United States of America

Information in this publication is subject to change without notice and may contain technical inaccuracies or graphical discrepancies. Changes or improvements made to this product will be updated in the next publication release. No part of this document may be reproduced or transmitted in any form or by any means, electronic or mechanical, for any purpose, without the express written permission of MagTek, Inc.

MagTek® is a registered trademark of MagTek, Inc.
Microsoft® and Windows® are registered trademarks of Microsoft Corporation.
All other system names and product names are the property of their respective owners.

Table 0.1 Revisions

Rev Number	Date	Notes
1.01	Aug 12, 2014	Initial Release

SOFTWARE LICENSE AGREEMENT

IMPORTANT: YOU SHOULD CAREFULLY READ ALL THE TERMS, CONDITIONS AND RESTRICTIONS OF THIS LICENSE AGREEMENT BEFORE INSTALLING THE SOFTWARE PACKAGE. YOUR INSTALLATION OF THE SOFTWARE PACKAGE PRESUMES YOUR ACCEPTANCE OF THE TERMS, CONDITIONS, AND RESTRICTIONS CONTAINED IN THIS AGREEMENT. IF YOU DO NOT AGREE WITH THESE TERMS, CONDITIONS, AND RESTRICTIONS, PROMPTLY RETURN THE SOFTWARE PACKAGE AND ASSOCIATED DOCUMENTATION TO THE ADDRESS ON THE FRONT PAGE OF THIS DOCUMENT, ATTENTION: CUSTOMER SUPPORT.

TERMS, CONDITIONS, AND RESTRICTIONS

MagTek, Incorporated (the "Licensor") owns and has the right to distribute the described software and documentation, collectively referred to as the "Software."

LICENSE: Licensor grants you (the "Licensee") the right to use the Software in conjunction with MagTek products. LICENSEE MAY NOT COPY, MODIFY, OR TRANSFER THE SOFTWARE IN WHOLE OR IN PART EXCEPT AS EXPRESSLY PROVIDED IN THIS AGREEMENT. Licensee may not decompile, disassemble, or in any other manner attempt to reverse engineer the Software. Licensee shall not tamper with, bypass, or alter any security features of the software or attempt to do so.

TRANSFER: Licensee may not transfer the Software or license to the Software to another party without the prior written authorization of the Licensor. If Licensee transfers the Software without authorization, all rights granted under this Agreement are automatically terminated.

COPYRIGHT: The Software is copyrighted. Licensee may not copy the Software except for archival purposes or to load for execution purposes. All other copies of the Software are in violation of this Agreement.

TERM: This Agreement is in effect as long as Licensee continues the use of the Software. The Licensor also reserves the right to terminate this Agreement if Licensee fails to comply with any of the terms, conditions, or restrictions contained herein. Should Licensor terminate this Agreement due to Licensee's failure to comply, Licensee agrees to return the Software to Licensor. Receipt of returned Software by the Licensor shall mark the termination.

LIMITED WARRANTY: Licensor warrants to the Licensee that the disk(s) or other media on which the Software is recorded are free from defects in material or workmanship under normal use.

THE SOFTWARE IS PROVIDED AS IS. LICENSOR MAKES NO OTHER WARRANTY OF ANY KIND, EITHER EXPRESS OR IMPLIED, INCLUDING, BUT NOT LIMITED TO, THE IMPLIED WARRANTIES OF MERCHANTABILITY AND FITNESS FOR A PARTICULAR PURPOSE.

Because of the diversity of conditions and PC hardware under which the Software may be used, Licensor does not warrant that the Software will meet Licensee specifications or that the operation of the Software will be uninterrupted or free of errors.

IN NO EVENT WILL LICENSOR BE LIABLE FOR ANY DAMAGES, INCLUDING ANY LOST PROFITS, LOST SAVINGS, OR OTHER INCIDENTAL OR CONSEQUENTIAL DAMAGES ARISING OUT OF THE USE, OR INABILITY TO USE, THE SOFTWARE. Licensee's sole remedy in the event of a defect in material or workmanship is expressly limited to replacement of the Software disk(s) if applicable.

GOVERNING LAW: If any provision of this Agreement is found to be unlawful, void, or unenforceable, that provision shall be removed from consideration under this Agreement and will not affect the enforceability of any of the remaining provisions. This Agreement shall be governed by the laws of the State of California and shall inure to the benefit of MagTek, Incorporated, its successors or assigns.

ACKNOWLEDGMENT: LICENSEE ACKNOWLEDGES THAT HE HAS READ THIS AGREEMENT, UNDERSTANDS ALL OF ITS TERMS, CONDITIONS, AND RESTRICTIONS, AND AGREES TO BE BOUND BY THEM. LICENSEE ALSO AGREES THAT THIS AGREEMENT SUPERSEDES ANY AND ALL VERBAL AND WRITTEN COMMUNICATIONS BETWEEN LICENSOR AND LICENSEE OR THEIR ASSIGNS RELATING TO THE SUBJECT MATTER OF THIS AGREEMENT.

QUESTIONS REGARDING THIS AGREEMENT SHOULD BE ADDRESSED IN WRITING TO MAGTEK, INCORPORATED, ATTENTION: CUSTOMER SUPPORT, AT THE ADDRESS LISTED IN THIS DOCUMENT, OR E-MAILED TO SUPPORT@MAGTEK.COM.

Table of Contents

SOFTWARE LICENSE AGREEMENT	3
Table of Contents	5
1 Introduction	8
2 About MagTekSCRA	8
3 How to Set Up the Host PC	8
4 How to Set Up the MagTek Windows SCRA SDK	11
5 MagTekSCRA Class Methods.....	12
5.1 openDevice	12
5.2 closeDevice	12
5.3 isDeviceConnected	12
5.4 getMaskedTracks.....	12
5.5 getTrack1	13
5.6 getTrack2	13
5.7 getTrack3	13
5.8 getTrack1Masked	13
5.9 getTrack2Masked	14
5.10 getTrack3Masked	14
5.11 getMagnePrint	15
5.12 getMagnePrintStatus.....	15
5.13 getDeviceSerial.....	16
5.14 getSessionID	16
5.15 getKSN	17
5.16 getDeviceName	17
5.17 clearBuffers.....	17
5.18 getBatteryLevel.....	17
5.19 getSwipeCount.....	17
5.20 getCapMagnePrint	18
5.21 getCapMagnePrintEncryption	18
5.22 getCapMagneSafe20Encryption	18
5.23 getCapMagStripeEncryption	18
5.24 getCapMSR	18
5.25 getCapTracks	19
5.26 getCardDataCRC	19

0 Table of Contents

5.27	getCardExpDate.....	19
5.28	getCardIIN.....	19
5.29	getCardLast4	20
5.30	getCardName.....	20
5.31	getCardPANLength	20
5.32	getCardServiceCode	20
5.33	getCardStatus	20
5.34	getDataFieldCount	21
5.35	getHashCode.....	21
5.36	getDeviceConfig	21
5.37	getEncryptionStatus.....	22
5.38	getFirmware.....	22
5.39	getMagTekDeviceSerial	23
5.40	getResponseData.....	23
5.41	getResponseType	23
5.42	getTagValue	23
5.43	getTLVVersion	23
5.44	getTrackDecodeStatus	24
5.45	getSDKVersion	24
5.46	sendCommandToDevice	24
5.47	setConfigurationParams	24
5.48	getConfigurationParams.....	25
6	MagTekSCRA Events.....	26
6.1	DeviceEventStateChange	26
6.2	DeviceEventDataStart	26
6.3	DeviceEventDataChange	26
6.4	DeviceEventDataError	26
6.5	DeviceEventDataSample	27
7	MagTekAudioDevice Class Methods.....	28
7.1	getMasterVolume.....	28
7.2	setMasterVolume	28
8	Commands	29
8.1	Discovery	29
Appendix A	Code Examples	30
A.1	Open Device	30

1 Table of Contents

A.2	Close Device.....	30
A.3	Get Connection Status Of Device	30
A.4	Receiving Card Data From Device.....	30
A.5	Send Command To Device	30

3 Introduction

1 Introduction

This document provides instructions for software developers who want to create software solutions that include a MagTek Secure Card Reader / Authenticator (SCRA) device connected to a Windows PC's full duplex headset interface.

2 About MagTekSCRA

Custom Windows software installed on a host PC can communicate with a MagTek SCRA device via the headset interface using the MagTekSCRA library. The software project must link to MagTekSCRA.dll.

Supported platforms include Windows 7, Windows 8, and Windows 8.1. The library will work with any PC that has an integrated full duplex headset interface.

3 How to Set Up the Host PC

To set up the host PC to communicate with the MagTek SCRA device, follow these steps:

- 1) Download and unzip the **MagTek SCRA Demo** application from www.magtek.com.
- 2) Connect the device to the host's headset interface.
- 3) Open the Windows Control Panel.
- 4) Open **Sound**.
- 5) Select the **Playback** tab.
- 6) Select the playback device that is connected to the SCRA device (for example, **Speakers and Headphones**).
- 7) Press the **Properties** button to launch the **[device name] Properties** window.
- 8) Select the **Levels** tab.
- 9) Set the volume at maximum. See **Figure 3-1** for an example.
- 10) Select the **Recording** tab.
- 11) Select the headset interface that is connected to the SCRA device (for example, **Headset Mic**).
- 12) Press the **Properties** button to launch the **[device name] Properties** window.
- 13) Select the **Levels** tab.
- 14) Turn any boost settings or other special volume settings completely off (for example, set **Microphone Boost** to 0.0dB). See **Figure 3-2** for an example.
- 15) If the **[device name] Properties** window has an **Enhancements** tab, select it.
- 16) Make sure all checkboxes in the **Enhancements** tab are turned off. See **Figure 3-3** for an example.
- 17) If the **[device name] Properties** window has an **Effects** tab, select it.
- 18) If the **Enhancements** tab has a **Disable System Effects** checkbox, turn it ON. Turn all other effects off. See **Figure 3-4** for an example.
- 19) From the root of the MagTek SCRA Demo application, navigate to **SampleCode\bin\Release** and launch **MagTekSCRAWindowsDemo.exe** to launch the MagTek SCRA Demo window.
- 20) Press the **Connect** button to launch a **Connecting Card Reader** window.
- 21) Press the **OK** button to close the **Connecting Card Reader** window.
- 22) Watch the **MagTek SCRA Demo** window for a log entry reporting **Reader is connected**. The reader is now connected and ready to communicate with the host.

3 How to Set Up the Host PC

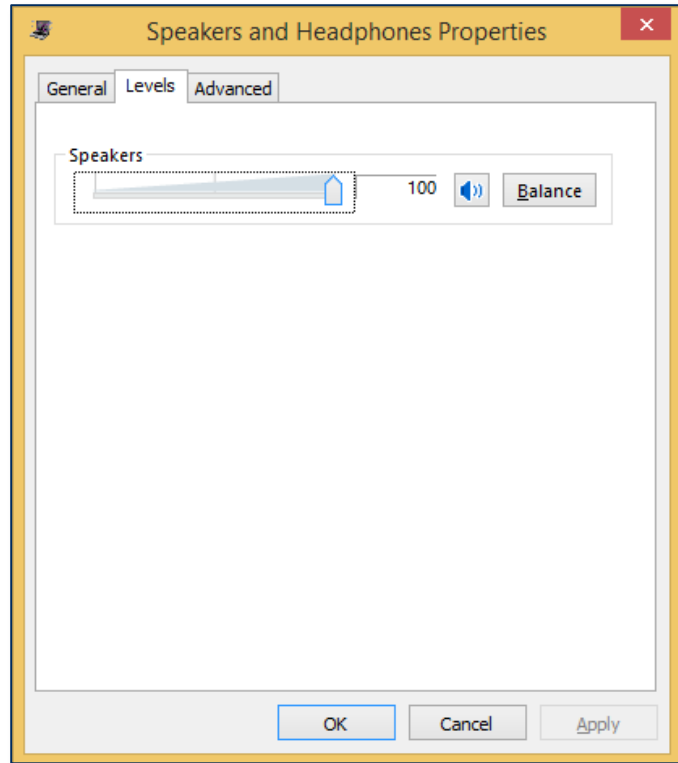


Figure 3-1 Device Volume Level Set to 100

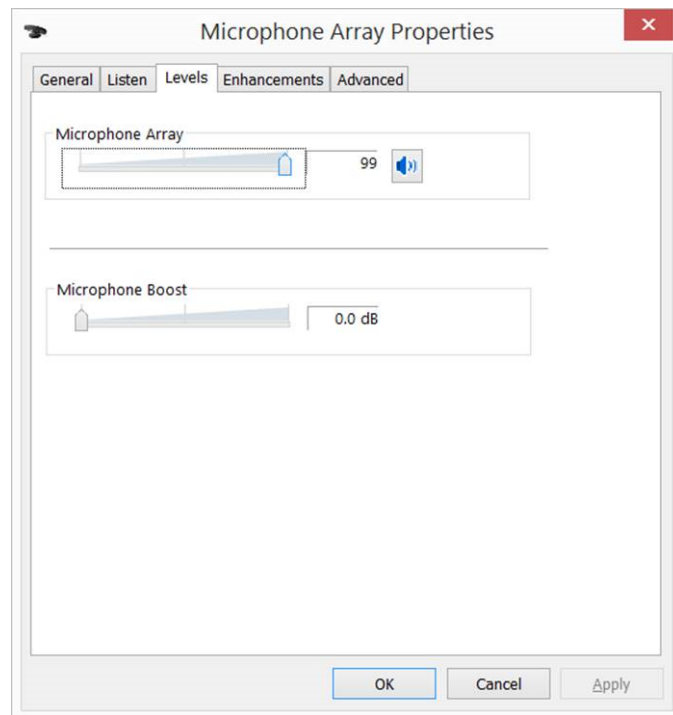


Figure 3-2 Microphone Boost Turned Off

3 How to Set Up the Host PC

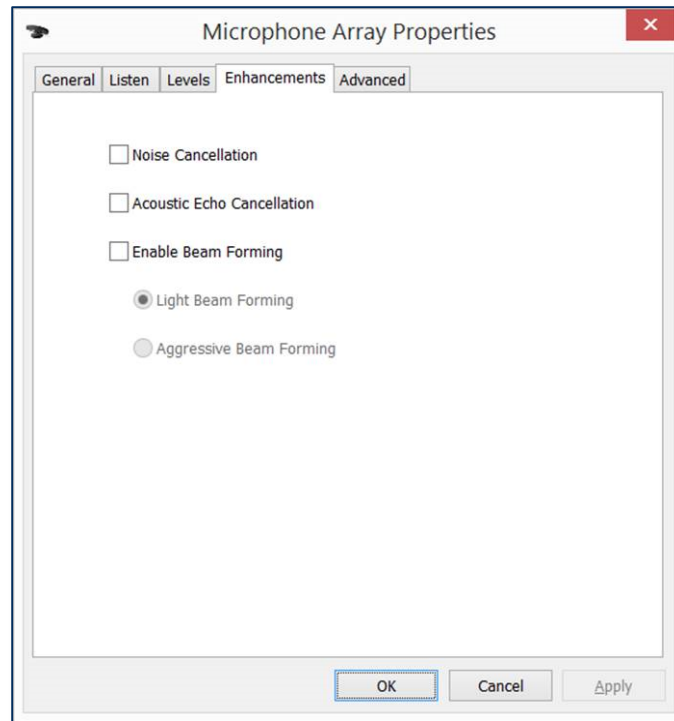


Figure 3-3 Enhancements Turned Off

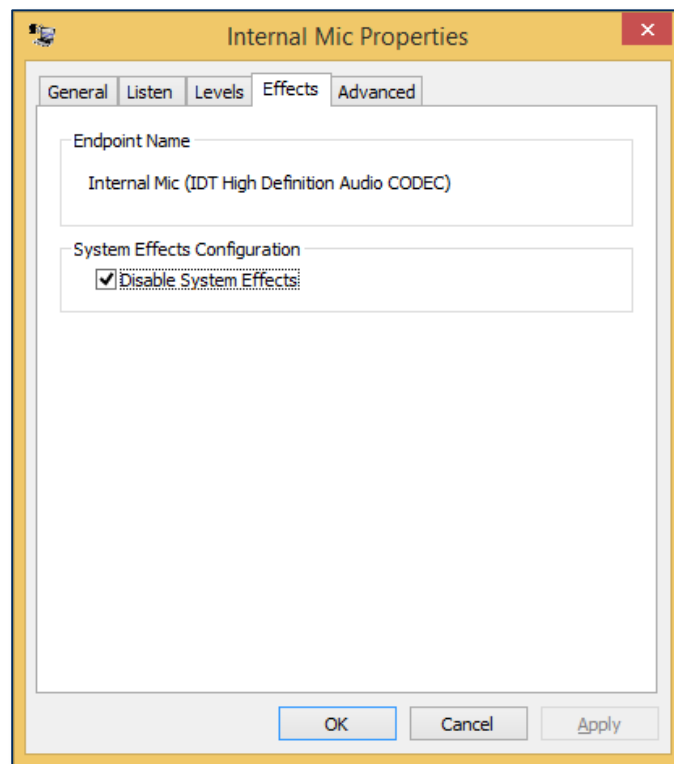


Figure 3-4 Effects Turned Off

4 How to Set Up the MagTek Windows SCRA SDK

4 How to Set Up the MagTek Windows SCRA SDK

To add the MagTek Windows SCRA libraries to a custom software project in Microsoft Visual Studio, follow these steps:

- 1) Download and unzip the **MagTek SCRA Demo** application from www.magtek.com.
- 2) Create or open your custom software project in Visual Studio.
- 3) Copy the following DLL files from the **MagTek SCRA Demo** folders to the library folder of your software project:
 - a) MagTekWindowsAudio.dll
 - b) MagTekWindowsSCRA.dll
- 4) In the Visual Studio Solution Explorer, right-click the project and select **Add Reference** to show the **Add Reference** window.
- 5) Select the **Browse** tab and press the **Browse...** button.
- 6) Navigate to your library folder, select the MagTekWindowsSCRA.dll, and press the **Add** button.
- 7) In your custom software, create an instance of MagTekSCRA. For examples, see the source code included with the **MagTekSCRAWindowsDemo** project and/or **Appendix A Code Examples**.
- 8) Begin using the features provided by the MagTekSCRA library. Details about each methods are provided in section **5 MagTekSCRA Class Methods**.

5 MagTekSCRA Class Methods

5 MagTekSCRA Class Methods

After creating an instance of the MagTekSCRA class in your custom software project, use the methods described in this section to communicate with DynaPro Mini.

5.1 openDevice

This function opens the reader.

```
public void openDevice()
```

Parameters: None

Return Value: None

5.2 closeDevice

This function closes the reader.

```
public void closeDevice()
```

Parameters: None

Return Value: None

5.3 isDeviceConnected

This function retrieves the connection status of the reader.

```
public bool isDeviceConnected()
```

Parameters: None

Return Value:

Return true if the device is connected. Otherwise, return false.

5.4 getMaskedTracks

Get stored masked tracks data. If decodable track data exists for a given track, it is located in the Masked Track Data field that corresponds to the track number. The length of each Masked Track Data field is fixed at 112 bytes, but the length of valid data in each field is determined by the Masked Track Data Length field that corresponds to the track number. Masked Track Data located in positions greater than indicated in the Masked Track Data Length field are undefined and should be ignored.

The Masked Track Data is decoded and converted to ASCII and then it is masked. The Masked Track Data includes all data starting with the start sentinel and ending with the end sentinel. Much of the data is masked; a specified mask character is sent instead of the actual character read from the track. Which characters are masked depends on the format of the card. Only ISO/ABA (Financial Cards with Format Code B) and AAMVA cards are selectively masked; all other card types are either entirely masked or sent totally in the clear. There is a separate masking property for ISO/ABA cards and AAMVA cards. See the ISO Track Masking property and the AAMVA Track Masking property for more information. See **99875475** for a description on how ISO/ABA and AAMVA cards are identified.

Each of these properties allows the application to specify masking details for the Primary Account Number and Driver's License / ID Number (DL/ID#), the masking character to be used, and whether a correction should be applied to make the Mod 10 9 (Luhn algorithm) digit at the end of the number be correct.

5 MagTekSCRA Class Methods

```
public string getMaskedTracks()
```

Parameters: None

Return Value:

Return stored masked tracks data string.

5.5 getTrack1

Get stored track1 data. This field contains the encrypted track data for track 1.

```
public string getTrack1()
```

Parameters: None

Return Value:

Return stored track1 data string.

5.6 getTrack2

Get stored track2 data. This field contains the encrypted track data for track 2.

```
public string getTrack2()
```

Parameters: None

Return Value:

Return stored track2 data string.

5.7 getTrack3

Get stored track3 data. This field contains the encrypted track data for track 3.

```
public string getTrack3 ()
```

Parameters: None

Return Value:

Return stored track3 data string.

5.8 getTrack1Masked

Get stored masked track1 data.

```
public string getTrack1Masked()
```

Parameters: None

Return Value:

Return stored masked track1 data string.

For an ISO/ABA card, the PAN is masked as follows:

- The specified number of initial characters is sent unmasked. The specified number of trailing characters is sent unmasked. If Mod 10 correction is specified, all but one of the intermediate characters of the PAN are set to zero; one of them will be set such that last digit of the PAN calculates

5 MagTekSCRA Class Methods

an accurate Mod 10 check of the rest of the PAN as transmitted. If the Mod 10 correction is not specified, all of the intermediate characters of the PAN are set to the specified mask character.

- The Card Holder's name and the Expiration Date are transmitted unmasked.
- All Field Separators are sent unmasked.
- All other characters are set to the specified mask character.

For an AAMVA card, the specified mask character is substituted for each of the characters read from the card.

5.9 `getTrack2Masked`

Get stored masked track2 data.

```
public string getTrack2Masked()
```

Parameters: None

Return Value:

Return stored masked track2 data string.

For an ISO/ABA card, the PAN is masked as follows:

- The specified number of initial characters are sent unmasked. The specified number of trailing characters are sent unmasked. If Mod 10 correction is specified, all but one of the intermediate characters of the PAN are set to zero; one of them will be set such that last digit of the PAN calculates an accurate Mod 10 check of the rest of the PAN as transmitted. If the Mod 10 correction is not specified, all of the intermediate characters of the PAN are set to the specified mask character.
- The Expiration Date is transmitted unmasked.
- All Field Separators are sent unmasked.
- All other characters are set to the specified mask character.

For an AAMVA card, the DL/ID# is masked as follows:

- The specified number of initial characters are sent unmasked. The specified number of trailing characters are sent unmasked. If Mod 10 correction is specified, all but one of the intermediate characters of the DL/ID#PAN are set to zero; one of them will be set such that last digit of the DL/ID# calculates an accurate Mod 10 check of the rest of the DL/ID# as transmitted. If the Mod 10 correction is not specified, all of the intermediate characters of the DL/ID# are set to the specified mask character.
- The Expiration Date and Birth Date are transmitted unmasked.
- All other characters are set to the specified mask character.

5.10 `getTrack3Masked`

Get stored masked track3 data.

```
public string getTrack3Masked()
```

Parameters: None

Return Value:

Return stored masked track3 data string.

5 MagTekSCRA Class Methods

For an ISO/ABA card, the PAN is masked as follows:

- The specified number of initial characters are sent unmasked. The specified number of trailing characters are sent unmasked. If Mod 10 correction is specified, all but one of the intermediate characters of the PAN are set to zero; one of them will be set such that last digit of the PAN calculates an accurate Mod 10 check of the rest of the PAN as transmitted. If the Mod 10 correction is not specified, all of the intermediate characters of the PAN are set to the specified mask character.
- All Field Separators are sent unmasked.
- All other characters are set to the specified mask character.

For an AAMVA card, the specified mask character is substituted for each of the characters read from the card.

5.11 getMagnePrint

Supported on uDynamo only. This 128 byte Binary field contains the MagnePrint data. Only the number of bytes specified in the MagnePrint data length field are valid. The least significant bit of the first byte of data in this field corresponds to the first bit of MagnePrint data. If the Enable/Disable MagnePrint property is set to disable MagnePrint, this field will not be sent.

```
public string getMagnePrint()
```

Parameters: None

Return Value: Empty String

5.12 getMagnePrintStatus

Supported on uDynamo only.

```
public string getMagnePrintStatus()
```

Parameters: None

Return Value: Empty String

This Binary field represents 32 bits of MagnePrint status information. Each character represents 4 bits (hexadecimal notation). For example, suppose the characters are: "A1050000":

Nibble	1				2				3				4				5				6				7				8			
Value	A				1				0				5				0				0				0							
Bit	7	6	5	4	3	2	1	0	1	1	1	1	1	1	9	8	2	2	2	2	1	1	1	1	3	3	2	2	2	2	2	2
Value	1	0	1	0	0	0	0	0	1	0	0	0	0	0	1	0	1	0	0	0	0	0	0	0	0	0	0	0	0	0	0	0
Usage*	R	R	R	R	R	R	R	R	M	R	R	R	R	R	R	R	R	0	0	D	0	F	L	N	S	0	0	0	0	0	0	0

Usage Legend:

- D = Direction
- F = Too Fast
- L = Too Slow

5 MagTekSCRA Class Methods

- M = MagnePrint capable
- N = Too Noisy
- R =Revision

This four-byte field contains the MagnePrint status. The MagnePrint status is in little endian byte order. Byte 1 is the least significant byte. Byte 1 LSB is status bit 0. Byte 4 MSB is status bit 31. MagnePrint status is defined as follows:

- Bit 0 = MagnePrint-capable product (usage M)
- Bits 1-15 = Product revision & mode (usage R)
- Bit 16 = STATUS-only state (usage S)
- Bit 17 = Noise too high or “move me” away from the noise source (used only in STATUS) (usage N)
- Bit 18 = Swipe too slow (usage L)
- Bit 19 = Swipe too fast (usage F)
- Bit 20 = Unassigned (always set to Zero)
- Bit 21 = Actual Card Swipe Direction (0 = Forward, 1 = Reverse) (usage D)
- Bits 22-31 = Unassigned (always set to Zero)

If the Enable/Disable MagnePrint property is set to disable MagnePrint, this field will not be sent.

5.13 `getDeviceSerial`

Get stored device serial number. This 16-byte ASCII field contains the device serial number. The device serial number is a NUL (zero) terminated string. So the maximum length of the device serial number, not including the null terminator, is 15 bytes. This device serial number can also be retrieved and set with the device serial number property explained in the property section of this document. This field is stored in non-volatile memory, so it will persist when the unit is power cycled.

```
public string getDeviceSerial()
```

Parameters: None

Return Value:

Return stored device serial number.

5.14 `getSessionID`

Not supported on Audio Reader. This 8-byte Binary field contains the encrypted version of the current Session ID. Its primary purpose is to prevent replays. After a card is read, this property will be encrypted, along with the card data, and supplied as part of the transaction message. The clear text version of this will never be transmitted. To avoid replay, the application sets the Session ID property before a transaction and verifies that the Encrypted Session ID returned with card data decrypts to the value set.

```
public string getSessionID()
```

Parameters: None

Return Value: Empty String

5 MagTekSCRA Class Methods

5.15 getKSN

Get stored key serial number. This 10-byte Binary field contains the DUKPT Key Serial Number used to encrypt the encrypted fields in this message. This 80-bit field includes the Initial Key Serial Number in the leftmost 59 bits and a value for the Encryption Counter in the rightmost 21 bits. If no keys are loaded, all bytes will have the value 0x00.

```
public string getKSN()
```

Parameters: None

Return Value:

Return stored key serial number.

5.16 getDeviceName

Get device model name.

```
public string getDeviceName()
```

Parameters: None

Return Value:

Return device model name.

5.17 clearBuffers

Clears buffered data retrieved from the reader.

```
public void clearBuffers()
```

Parameters: None

Return Value: None

5.18 getBatteryLevel

Retrieves battery level.

```
public long getBatteryLevel()
```

Parameters: None

Return Value:

Battery Level (0 to 100)

5.19 getSwipeCount

Retrieves swipe count.

```
public long getSwipeCount()
```

Parameters: None

Return Value:

Long value representing swipe count

5 MagTekSCRA Class Methods

5.20 getCapMagnePrint

Retrieves MagnePrint Capabilities.

```
public string getCapMagnePrint()
```

Parameters: None

Return Value:

String representing MagnePrint capabilities:

0 = No MagnePrint,

1 = Short MagnePrint,

2 = Long MagnePrint

5.21 getCapMagnePrintEncryption

Retrieves MagnePrint Encryption Capabilities.

```
public string getCapMagnePrintEncryption()
```

Parameters: None

Return Value:

String representing MagnePrint Encryption capabilities:

0 = No Encryption,

1 = Same as MagStripe (8122),

other values TBD.

If absent, default value is 1.

5.22 getCapMagneSafe20Encryption

Retrieves MagneSafe 2.0 Encryption Capabilities.

```
public string getCapMagneSafe20Encryption ()
```

Parameters: None

Return Value:

String representing MagneSafe 2.0 Encryption Capabilities. 0 = Not supported, other values TBD.

5.23 getCapMagStripeEncryption

Retrieves MagneStripe Encryption Capabilities.

```
public string getCapMagStripeEncryption()
```

Parameters: None

Return Value:

String representing MagStripe Encryption Capabilities. 0 = No Encryption, 1 = TDES DUKPT / PIN Variant, other values TBD

5.24 getCapMSR

Retrieves MSR Capabilities.

5 MagTekSCRA Class Methods

```
public string getCapMSR()
```

Parameters: None

Return Value:

String representing MSR Capabilities. 0 = No MSR, 1 = MSR.

5.25 getCapTracks

Retrieves Track Capabilities.

```
public string getCapTracks()
```

Parameters: None

Return Value:

String representing Track Capabilities:

- Bit 0 = 1 / Track 1 supported,
- Bit 1 = 1 / Track 2 supported,
- Bit 2 = 1 / Track 3 supported,
- All other bits = 0.

5.26 getCardDataCRC

Retrieves CRC from card data.

```
public long getCardDataCRC()
```

Parameters: None

Return Value:

Card data CRC

5.27 getCardExpDate

Retrieves CRC from card data.

```
public string getCardExpDate ()
```

Parameters: None

Return Value:

String representing card expiration date.

5.28 getCardIIN

Retrieves Issuer Identification Number (IIN) from card data.

```
public string getCardIIN()
```

Parameters: None

5 MagTekSCRA Class Methods

Return Value: String representing card IIN

5.29 `getCardLast4`

Retrieves Last 4 digits of card number from card data.

```
public string getCardLast4()
```

Parameters: None

Return Value:

String representing card last 4 digits.

5.30 `getCardName`

Retrieves card name from card data.

```
public string getCardName()
```

Parameters: None

Return Value:

String representing card name

5.31 `getCardPANLength`

Retrieves PAN length from card data.

```
public int getCardPANLength()
```

Parameters: None

Return Value: PAN length.

5.32 `getCardServiceCode`

Retrieves Service Code.

```
public string getCardServiceCode()
```

Parameters: None

Return Value: String representing service code.

5.33 `getCardStatus`

Retrieves Card Status.

```
public string getCardStatus()
```

Parameters: None

Return Value:

String representing card status

Card status

SCRA Reader | Audio Reader Family | Programmer's Reference (Windows)

5 MagTekSCRA Class Methods

Card Encode Type

This one-byte value indicates the type of encoding that was found on the card. The following table defines the possible values.

Value	Encode Type	Description
0	ISO/ABA	ISO/ABA encode format. At least one track in ISO/ABA format, Track 3 not AAMVA format.
1	AAMVA	AAMVA encode Track 3 is AAMVA format, Tracks 1 and 2 are ISO/ABA if correctly decoded.
2	Reserved	
3	Blank	The card is blank. Only occurs if all tracks decode without error and without data.
4	Other	The card has a non-standard encode format. For example, ISO/ABA track 1 format on track 2.
5	Undetermined	The card encode type could not be determined because no tracks could be decoded. (Combination of Error tracks and Blank Tracks, at least one Error track).
6	None	No decode has occurred. This type occurs if no magnetic stripe data has been acquired since the data has been cleared or since the reader was powered on. This reader only sends an Input report when a card has been swiped so this value will never occur.

5.34 `getDataFieldCount`

Retrieves data field count.

```
public int getDataFieldCount()
```

Parameters: None

Return Value:
Data field count

5.35 `getHashCode`

Retrieves SHA-x hash code.

```
public string getHashCode()
```

Parameters: None

Return Value:
String representing SHA-x hash code

5.36 `getDeviceConfig`

Retrieves device configuration.

5 MagTekSCRA Class Methods

```
public string getDeviceConfig(string configType)
```

Parameters:

configType can be one of:

- 8180: Send TLV Version on Power Up
- 8181: Send Discovery on Power Up
- 8280: Send Card name
- 8281: Send Card IIN
- 8282: Send Card Last 4 Digits of PAN
- 8283: Send Card Expiration
- 8284: Send Card Service Code
- 8285: Send Card PAN Length

Return Value:

String representing device configuration

5.37 getEncryptionStatus

Retrieves encryption status. This two byte Binary field contains the Encryption Status. The Reader Encryption Status is sent in big endian byte order. Byte 1 is the least significant byte. Byte 1 LSB is status bit 0. Byte 2 MSB is status bit 15.

```
public string getEncryptionStatus()
```

Parameters: None

Return Value:

String representing decryption status as a 2-byte binary field.

- Bit 0 = DUKPT Keys exhausted (1=exhausted, 0=keys available)
- Bit 1 = Initial DUKPT key Injected, always set to One (Primary DUKPT Key)
- Bit 2 = Encryption Enabled, always set to One
- Bit 3 = Reserved (always set to zero)
- Bit 4 = Reserved (always set to zero)
- Bit 5 = Reserved (always set to zero)
- Bit 6 = Reserved (always set to zero)
- Bit 7 = Reserved (always set to zero)
- Bit 8 = Reserved (always set to zero)
- Bit 9 = Initial DUKPT key injected (Secondary DUKPT Key)
- Bit 10 = DUKPT Key used for encryption, 0=Primary, 1=Secondary
- Bit 11 = DUKPT Key Variant used to encrypt data, 0=PIN Variant, 1=Data Variant/Bidirectional
- Bits 12–15 = Unassigned (always set to Zero)

5.38 getFirmware

Retrieves firmware version.

5 MagTekSCRA Class Methods

```
public string getFirmware()
```

Parameters: None

Return Value:

String representing firmware version

5.39 getMagTekDeviceSerial

Retrieves MagTek device serial number.

```
public string getMagTekDeviceSerial()
```

Parameters: None

Return Value:

String representing MagTek device serial number

5.40 getResponseData

Retrieves response data.

```
public string getResponseData()
```

Parameters: None

Return Value:

String representing response data

5.41 getResponseType

Retrieves response type.

```
public string getResponseType()
```

Parameters: None

Return Value:

String representing response type. For Audio Reader, always “C101”.

5.42 getTagValue

Retrieves the value of the specified tag.

```
public string getTagValue(string tag, string data)
```

Parameters: None

tag

Tag to search for

data

Data to search from

Return Value: String representing tag value

5.43 getTLVVersion

Retrieves TLV version.

SCRA Reader | Audio Reader Family | Programmer's Reference (Windows)

5 MagTekSCRA Class Methods

```
public string getTLVVersion()
```

Parameters: None

Return Value:

String representing TLV version as a two-byte hex string.

5.44 getTrackDecodeStatus

Retrieves track decode status. This is a one-byte value, which indicates the status of decoding track 1. Bit position zero indicates if there was an error decoding track 1 if the bit is set to one. If it is zero, then no error occurred. If a track has data on it that is not noise, and it is not decodable, then a decode error is indicated. If a decode error is indicated, the corresponding track data length value for the track that has the error will be set to zero and no valid track data will be supplied.

```
public string getTrackDecodeStatus()
```

Parameters: None

Return Value:

Track Decode Status. Consists of three 2-byte hex values representing the decode status for tracks 1, 2, and 3 (respectively from left to right). Values are:

- 00 = Track OK
- 01 = Track read Error
- 02 = Track is Blank

5.45 getSDKVersion

Retrieves SDK version.

```
public string getSDKVersion()
```

Parameters: None

Return Value: SDK Version

5.46 sendCommandToDevice

Send command to device.

```
public void sendCommandToDevice(string command)
```

Parameters:

command is the command string to send to the device.

Return Value:

Send command to device. Please refer to **8 Commands** for a list of valid commands.

5.47 setConfigurationParams

Sets configuration Parameters.

```
public void setConfigurationParams(string configParams)
```


5 MagTekSCRA Class Methods

Parameters:

configParams can be one of the following (default is TRUE):

PAN_MOD10_CHECKDIGIT = TRUE

PAN_MOD10_CHECKDIGIT = FALSE

5.48 getConfigurationParams

Retrieves configuration Parameters.

```
public string getConfigurationParams()
```

Parameters: None

Return Value: String representing configuration parameters.

6 MagTekSCRA Events

6 MagTekSCRA Events

6.1 DeviceEventStateChange

Occurs when connection state is changed.

```
public event DeviceEventStateChangeHandler DeviceEventStateChange

public delegate void DeviceEventStateChangeHandler(object sender, int
state)
```

Parameter	Description
sender	Object representing the publisher of the event
state	Value representing the connection state of the device. MagTekSCRA.DEVICE_STATE_DISCONNECTED MagTekSCRA.DEVICE_STATE_CONNECTED MagTekSCRA.DEVICE_STATE_CONNECTING MagTekSCRA.DEVICE_STATE_CANNOT_CONNECT

6.2 DeviceEventDataStart

Occurs when data transmission is started.

```
public event DeviceEventDataStartHandler DeviceEventDataStart

public delegate void DeviceEventDataStartHandler(object sender)
```

Parameter	Description
sender	Object representing the publisher of the event

6.3 DeviceEventDataChange

Occurs when data transmission is completed.

```
public event DeviceEventDataChangeHandler DeviceEventDataChange

public delegate void DeviceEventDataChangeHandler(object sender,
string data)
```

Parameter	Description
sender	Object representing the publisher of the event
data	String representing data received.

6.4 DeviceEventDataError

Occurs when data has error.

6 MagTekSCRA Events

```
public event DeviceEventDataErrorHandler DeviceEventDataError
```

```
public delegate void DeviceEventDataErrorHandler(object sender, string error)
```

Parameter	Description
sender	Object representing the publisher of the event
error	String representing error received.

6.5 DeviceEventDataSample

This notification is received when a sample of data is available.

```
public event DeviceEventDataSampleHandler DeviceEventDataSample
```

```
public delegate void DeviceEventDataSampleHandler(object sender, short value)
```

Parameter	Description
sender	Object representing the publisher of the event
value	Value representing a sample of data received.

7 MagTekAudioDevice Class Methods

7 MagTekAudioDevice Class Methods

The MagTekAudioDevice class allows custom software to perform audio device functions.

7.1 getMasterVolume

This function retrieves the audio level of the master volume control.

```
public static float getMasterVolume()
```

Parameters: None

Return Value: The audio level in the range of 0.0 (minimum) to 1.0 (maximum).

7.2 setMasterVolume

This function sets the audio level of the master volume control.

```
public static void setMasterVolume(float volume)
```

Parameters: Volume is the audio level in the range of 0.0 (minimum) to 1.0 (maximum).

Return Value: None

8 Commands

8 Commands

Custom software can use the **sendCommandToDevice** method to send direct commands to the device. This section provides information about commonly used commands.

8.1 Discovery

To send a Discovery command to device, use:

```
public void sendCommandToDevice(string command)
```

Parameters: Use “C10206C20503840900” as command string.

Return Value:

The following device information will be retrieved.

Device SN, internal: Device serial number created by chip manufacturer. Use `getDeviceSerial` method to retrieve data.

Device SN, MagTek: Device serial number created by MagTek. Use `getDeviceSerialMagTek` method to retrieve data.

Device Firmware Part Number: Device firmware part number. Use `getFirmware` method to retrieve data.

Device Model Name: Device model name. Use `getDeviceName` method to retrieve data.

Device TLV Version: Device TLV version. Use `getTLVVersion` method to retrieve data.

Device Part Number: Device part number. Use `getDevicePartNumber` method to retrieve data.

Capability - MSR: 0 = No MSR, 1 = MSR. Use `getCapMSR` method to retrieve data.

Capability - TRACKS:

- 0 = Supported tracks: None.
- 1 = Supported tracks: Track1.
- 2 = Supported tracks: Track2.
- 3 = Supported tracks: Track1, Track2.
- 4 = Supported tracks: Track3.
- 5 = Supported tracks: Track1, Track3.
- 6 = Supported tracks: Track2, Track3.
- 7 = Supported tracks: Track1, Track2, Track3.

Use `getCapTracks` method to retrieve data.

Capability - MagStripe Encryption: 0 = No Encryption, 1 = TripDES DUKPT. Use `getCapMagStripeEncryption` method to retrieve data.

Appendix A Code Examples

A.1 Open Device

```
if (! mMTSCRA.isDeviceConnected())
{
    mMTSCRA.openDevice();
}
```

A.2 Close Device

```
if (mMTSCRA != null)
{
    mMTSCRA.closeDevice();
}
```

A.3 Get Connection Status Of Device

```
if (! mMTSCRA.isDeviceConnected())
{
}
}
```

A.4 Receiving Card Data From Device

```
if (! mMTSCRA.isDeviceConnected())
{
    mMTSCRA.DeviceEventDataChange += OnDeviceEventDataChange;
    mMTSCRA.openDevice();
}

public void OnDeviceEventDataChange(Object sender, string data)
{
    // Display raw card data
    CardData.Text = data;

    // Display last 4 digits of the card
    CardLast4.Text = mMTSCRA.getCardLast4();
}
```

A.5 Send Command To Device

```
if (mMTSCRA.isDeviceConnected())
{
    // Send discovery command
    mMTSCRA.sendCommandToDevice("C10206C20503840900", 0);
}
```