

# iDynamo 5 Gen III

**Utility**

**User Manual ( Windows )**

**June 12, 2024**

**Document Number:  
D998200661-100**

**REGISTERED TO ISO 9001:2015**

INFORMATION IN THIS PUBLICATION IS SUBJECT TO CHANGE WITHOUT NOTICE AND MAY CONTAIN TECHNICAL INACCURACIES OR GRAPHICAL DISCREPANCIES. CHANGES OR IMPROVEMENTS MADE TO THIS PRODUCT WILL BE UPDATED IN THE NEXT PUBLICATION RELEASE. NO PART OF THIS DOCUMENT MAY BE REPRODUCED OR TRANSMITTED IN ANY FORM OR BY ANY MEANS, ELECTRONIC OR MECHANICAL, FOR ANY PURPOSE, WITHOUT THE EXPRESS WRITTEN PERMISSION OF MAGTEK, INC.

MagTek®, MagnePrint®, and MagneSafe® are registered trademarks of MagTek, Inc.  
Magensa™ is a trademark of MagTek, Inc.  
iDynamo 5 Gen III™ is a trademark of MagTek, Inc.

AAMVA™ is a trademark of AAMVA.  
American Express® and EXPRESSPAY FROM AMERICAN EXPRESS® are registered trademarks of American Express Marketing & Development Corp.  
D-PAYMENT APPLICATION SPECIFICATION® is a registered trademark to Discover Financial Services CORPORATION  
MasterCard® is a registered trademark and PayPass™ and Tap & Go™ are trademarks of MasterCard International Incorporated.  
Visa® and Visa payWave® are registered trademarks of Visa International Service Association.

ANSI®, the ANSI logo, and numerous other identifiers containing "ANSI" are registered trademarks, service marks, and accreditation marks of the American National Standards Institute (ANSI).  
ISO® is a registered trademark of the International Organization for Standardization.  
UL™ and the UL logo are trademarks of UL LLC.  
PCI Security Standards Council® is a registered trademark of the PCI Security Standards Council, LLC.  
EMV® is a registered trademark in the U.S. and other countries and an unregistered trademark elsewhere. The EMV trademark is owned by EMVCo, LLC. The Contactless Indicator mark, consisting of four graduating arcs, is a trademark owned by and used with permission of EMVCo, LLC.  
The *Bluetooth*® word mark and logos are registered trademarks owned by Bluetooth SIG, Inc. and any use of such marks by MagTek is under license.

Google Play™ store, Google Wallet™ payment service, and Android™ platform are trademarks of Google Inc.

Apple Pay®, iPhone®, iPod®, Mac®, and OS X® are registered trademarks of Apple Inc., registered in the U.S. and other countries. iPad™ is a trademark of Apple, Inc. App Store™ is a service mark of Apple Inc., registered in the U.S. and other countries. IOS is a trademark or registered trademark of Cisco in the U.S. and other countries and is used by Apple Inc. under license.  
Microsoft®, Windows®, and .NET® are registered trademarks of Microsoft Corporation.

NFC is governed by The NFC Forum.

All other system names and product names are the property of their respective owners.

**Table 0-1 - Revisions**

Rev Number	Date	Notes
100	June 12, 2024	Initial Release

## LIMITED WARRANTY

MagTek warrants that the products sold pursuant to this Agreement will perform in accordance with MagTek's published specifications. This warranty shall be provided only for a period of one year from the date of the shipment of the product from MagTek (the "Warranty Period"). This warranty shall apply only to the "Buyer" (the original purchaser, unless that entity resells the product as authorized by MagTek, in which event this warranty shall apply only to the first repurchaser).

During the Warranty Period, should this product fail to conform to MagTek's specifications, MagTek will, at its option, repair or replace this product at no additional charge except as set forth below. Repair parts and replacement products will be furnished on an exchange basis and will be either reconditioned or new. All replaced parts and products become the property of MagTek. This limited warranty does not include service to repair damage to the product resulting from accident, disaster, unreasonable use, misuse, abuse, negligence, or modification of the product not authorized by MagTek. MagTek reserves the right to examine the alleged defective goods to determine whether the warranty is applicable.

Without limiting the generality of the foregoing, MagTek specifically disclaims any liability or warranty for goods resold in other than MagTek's original packages, and for goods modified, altered, or treated without authorization by MagTek.

Service may be obtained by delivering the product during the warranty period to MagTek (1710 Apollo Court, Seal Beach, CA 90740). If this product is delivered by mail or by an equivalent shipping carrier, the customer agrees to insure the product or assume the risk of loss or damage in transit, to prepay shipping charges to the warranty service location, and to use the original shipping container or equivalent. MagTek will return the product, prepaid, via a three (3) day shipping service. A Return Material Authorization ("RMA") number must accompany all returns. Buyers may obtain an RMA number by contacting MagTek Support Services at (888) 624-8350.

**EACH BUYER UNDERSTANDS THAT THIS MAGTEK PRODUCT IS OFFERED AS-IS. MAGTEK MAKES NO OTHER WARRANTY, EXPRESS OR IMPLIED, AND MAGTEK DISCLAIMS ANY WARRANTY OF ANY OTHER KIND, INCLUDING ANY WARRANTY OF MERCHANTABILITY OR FITNESS FOR A PARTICULAR PURPOSE.**

**IF THIS PRODUCT DOES NOT CONFORM TO MAGTEK'S SPECIFICATIONS, THE SOLE REMEDY SHALL BE REPAIR OR REPLACEMENT AS PROVIDED ABOVE. MAGTEK'S LIABILITY, IF ANY, SHALL IN NO EVENT EXCEED THE TOTAL AMOUNT PAID TO MAGTEK UNDER THIS AGREEMENT. IN NO EVENT WILL MAGTEK BE LIABLE TO THE BUYER FOR ANY DAMAGES, INCLUDING ANY LOST PROFITS, LOST SAVINGS, OR OTHER INCIDENTAL OR CONSEQUENTIAL DAMAGES ARISING OUT OF THE USE OF, OR INABILITY TO USE, SUCH PRODUCT, EVEN IF MAGTEK HAS BEEN ADVISED OF THE POSSIBILITY OF SUCH DAMAGES, OR FOR ANY CLAIM BY ANY OTHER PARTY.**

## **LIMITATION ON LIABILITY**

EXCEPT AS PROVIDED IN THE SECTIONS RELATING TO MAGTEK'S LIMITED WARRANTY, MAGTEK'S LIABILITY UNDER THIS AGREEMENT IS LIMITED TO THE CONTRACT PRICE OF THIS PRODUCT.

MAGTEK MAKES NO OTHER WARRANTIES WITH RESPECT TO THE PRODUCT, EXPRESSED OR IMPLIED, EXCEPT AS MAY BE STATED IN THIS AGREEMENT, AND MAGTEK DISCLAIMS ANY IMPLIED WARRANTY, INCLUDING WITHOUT LIMITATION ANY IMPLIED WARRANTY OF MERCHANTABILITY OR FITNESS FOR A PARTICULAR PURPOSE.

MAGTEK SHALL NOT BE LIABLE FOR CONTINGENT, INCIDENTAL, OR CONSEQUENTIAL DAMAGES TO PERSONS OR PROPERTY. MAGTEK FURTHER LIMITS ITS LIABILITY OF ANY KIND WITH RESPECT TO THE PRODUCT, INCLUDING NEGLIGENCE ON ITS PART, TO THE CONTRACT PRICE FOR THE GOODS.

MAGTEK'S SOLE LIABILITY AND BUYER'S EXCLUSIVE REMEDIES ARE STATED IN THIS SECTION AND IN THE SECTION RELATING TO MAGTEK'S LIMITED WARRANTY.

## SOFTWARE LICENSE AGREEMENT

IMPORTANT: YOU SHOULD CAREFULLY READ ALL THE TERMS, CONDITIONS AND RESTRICTIONS OF THIS LICENSE AGREEMENT BEFORE INSTALLING THE SOFTWARE PACKAGE. YOUR INSTALLATION OF THE SOFTWARE PACKAGE PRESUMES YOUR ACCEPTANCE OF THE TERMS, CONDITIONS, AND RESTRICTIONS CONTAINED IN THIS AGREEMENT. IF YOU DO NOT AGREE WITH THESE TERMS, CONDITIONS, AND RESTRICTIONS, PROMPTLY RETURN THE SOFTWARE PACKAGE AND ASSOCIATED DOCUMENTATION TO THE ADDRESS ON THE FRONT PAGE OF THIS DOCUMENT, ATTENTION: CUSTOMER SUPPORT.

### TERMS, CONDITIONS, AND RESTRICTIONS

MagTek, Incorporated (the "Licensor") owns and has the right to distribute the described software and documentation, collectively referred to as the "Software."

**LICENSE:** Licensor grants you (the "Licensee") the right to use the Software in conjunction with MagTek products. LICENSEE MAY NOT COPY, MODIFY, OR TRANSFER THE SOFTWARE IN WHOLE OR IN PART EXCEPT AS EXPRESSLY PROVIDED IN THIS AGREEMENT. Licensee may not decompile, disassemble, or in any other manner attempt to reverse engineer the Software. Licensee shall not tamper with, bypass, or alter any security features of the software or attempt to do so.

**TRANSFER:** Licensee may not transfer the Software or license to the Software to another party without the prior written authorization of the Licensor. If Licensee transfers the Software without authorization, all rights granted under this Agreement are automatically terminated.

**COPYRIGHT:** The Software is copyrighted. Licensee may not copy the Software except for archival purposes or to load for execution purposes. All other copies of the Software are in violation of this Agreement.

**TERM:** This Agreement is in effect as long as Licensee continues the use of the Software. The Licensor also reserves the right to terminate this Agreement if Licensee fails to comply with any of the terms, conditions, or restrictions contained herein. Should Licensor terminate this Agreement due to Licensee's failure to comply, Licensee agrees to return the Software to Licensor. Receipt of returned Software by the Licensor shall mark the termination.

**LIMITED WARRANTY:** Licensor warrants to the Licensee that the disk(s) or other media on which the Software is recorded are free from defects in material or workmanship under normal use.

THE SOFTWARE IS PROVIDED AS IS. LICENSOR MAKES NO OTHER WARRANTY OF ANY KIND, EITHER EXPRESS OR IMPLIED, INCLUDING, BUT NOT LIMITED TO, THE IMPLIED WARRANTIES OF MERCHANTABILITY AND FITNESS FOR A PARTICULAR PURPOSE.

Because of the diversity of conditions and PC hardware under which the Software may be used, Licensor does not warrant that the Software will meet Licensee specifications or that the operation of the Software will be uninterrupted or free of errors.

IN NO EVENT WILL LICENSOR BE LIABLE FOR ANY DAMAGES, INCLUDING ANY LOST PROFITS, LOST SAVINGS, OR OTHER INCIDENTAL OR CONSEQUENTIAL DAMAGES ARISING OUT OF THE USE, OR INABILITY TO USE, THE SOFTWARE. Licensee's sole remedy in the event of a defect in material or workmanship is expressly limited to replacement of the Software disk(s) if applicable.

**GOVERNING LAW:** If any provision of this Agreement is found to be unlawful, void, or unenforceable, that provision shall be removed from consideration under this Agreement and will not affect the enforceability of any of the remaining provisions. This Agreement shall be governed by the laws of the State of California and shall inure to the benefit of MagTek, Incorporated, its successors or assigns.

**ACKNOWLEDGMENT:** LICENSEE ACKNOWLEDGES THAT HE HAS READ THIS AGREEMENT, UNDERSTANDS ALL OF ITS TERMS, CONDITIONS, AND RESTRICTIONS, AND AGREES TO BE BOUND BY THEM. LICENSEE ALSO AGREES THAT THIS AGREEMENT SUPERSEDES ANY AND ALL VERBAL AND WRITTEN COMMUNICATIONS BETWEEN LICENSOR AND LICENSEE OR THEIR ASSIGNS RELATING TO THE SUBJECT MATTER OF THIS AGREEMENT.

QUESTIONS REGARDING THIS AGREEMENT SHOULD BE ADDRESSED IN WRITING TO MAGTEK, INCORPORATED, ATTENTION: CUSTOMER SUPPORT, AT THE ADDRESS LISTED IN THIS DOCUMENT, OR E-MAILED TO SUPPORT@MAGTEK.COM.

**DEMO SOFTWARE / SAMPLE CODE:** Unless otherwise stated, all demo software and sample code are to be used by Licensee for demonstration purposes only and MAY NOT BE incorporated into any production or live environment. The PIN Pad sample implementation is for software PIN Pad test purposes only and is not PCI compliant. To meet PCI compliance in production or live environments, a third-party PCI compliant component (hardware or software-based) must be used.

## Table of Contents

Limited Warranty .....	4
SOFTWARE LICENSE AGREEMENT .....	6
Table of Contents .....	8
1 Introduction .....	9
1.1 About This Document .....	9
1.2 System Requirements .....	9
1.3 How to Download, Install, and Launch the Software.....	9
1.4 Device Requirements .....	9
2 How to Connect to Devices Using iDynamo 5 Gen III Utility.....	10
3 How to switch interface type.....	11
4 How to Update Firmware .....	12
5 How to Use the MSR Transaction Demo .....	13
5.1 HID Mode MSR Transaction.....	13
5.2 Keyboard mode MSR Transaction .....	14
6 How to use Command Tools .....	15



# 1 Introduction

## 1.1 About This Document

This document provides instructions to use the *iDynamo 5 Gen III Utility* software for demonstrating card swipe, configuration, and firmware updating. Supported devices are iDynamo 5 Gen III in HID or Keyboard mode. It is part of a larger library of documents designed to assist implementers. For details, see the product Support pages on [www.magtek.com](http://www.magtek.com).

The following documents are essential:

- *D998200587 iDynamo 5 Gen III Secure Card Reader Programmers Manual Commands*

## 1.2 System Requirements

- A Windows 10 or above host with available USB port
- Microsoft .NET 4.6.1 and above installed on the host
- USB-C cable with USB Type-A or USB-C for host connection
- Software *1000009588 iDynamo 5 Gen III Utility*, provided by MagTek

## 1.3 How to Download, Install, and Launch the Software

To download *iDynamo 5 Gen III Utility* software, follow these steps.

- 1) Download the software with the name *1000009588.zip (iDynamo 5 Gen III Utility)* from MagTek.
- 2) Extract the .zip file on the host's hard drive.
- 3) Download and install Microsoft .NET 4.6.1 or above from <https://dotnet.microsoft.com/download/dotnet-framework>.
- 4) Launch *iDynamo5Gen3Utility.exe*.
- 5) See the steps in the sections below to connect to a device.

## 1.4 Device Requirements

- Make sure the device is configured in USB HID or Keyboard mode.

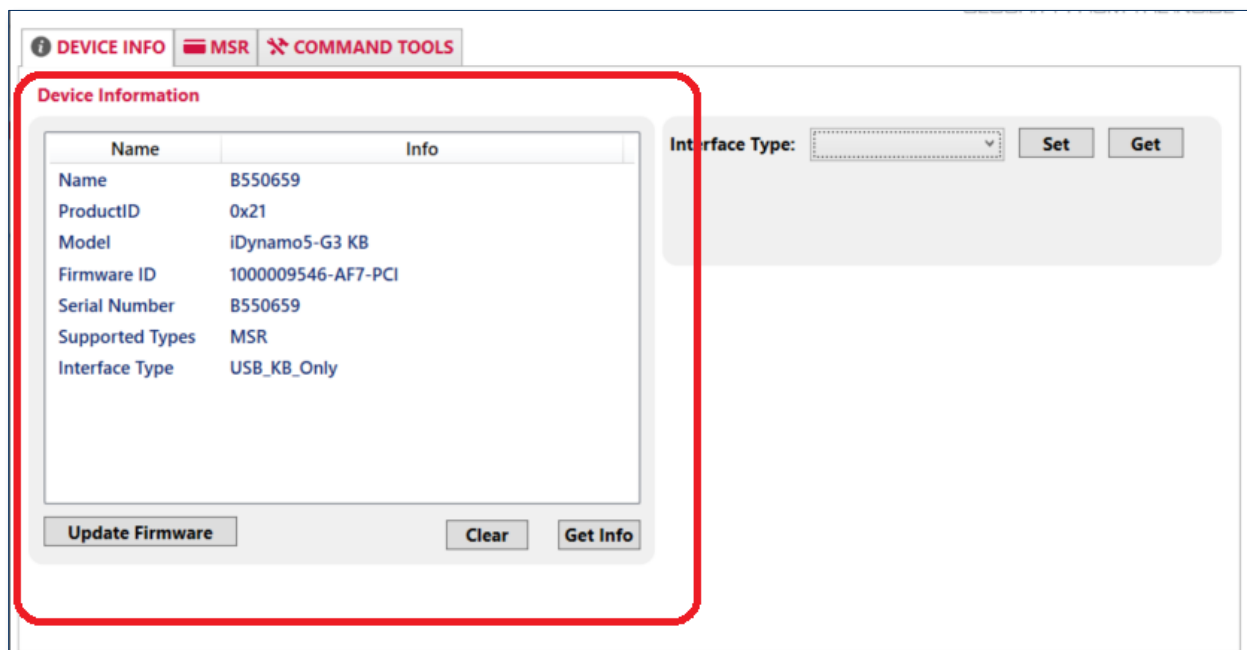
## 2 How to Connect to Devices Using iDynamo 5 Gen III Utility

To connect via USB interface listed in the **Connection Type** box, follow these steps:

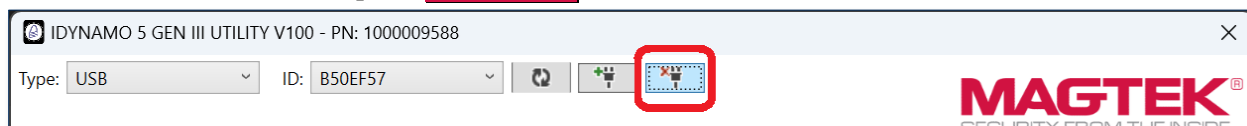
- 1) For best results, use the cable that is included with the device.
- 2) Connect the USB-C end of the cable to iDynamo 5 Gen III device.
- 3) If you plan to route the cable out the back of the device, route the cable through the cable management clip to change its direction. Even if you are not routing out the back, you may use the cable clip for strain relief to help stabilize the mechanical connection when cardholders or operators move the device or the cable.
- 4) Route the cable in the desired direction (e.g., out the back, left, right, or down into the countertop).
- 5) Connect the other end of the USB cable to the host's USB port.
- 6) As soon as the device starts receiving power through USB, it automatically powers on.
- 7) Launch the *iDynamo 5 Gen III Utility* and select **USB** device in the USB **Type** list, then press the connect button.



- 8) The **Device Information** log shows the information of the device and interface type.



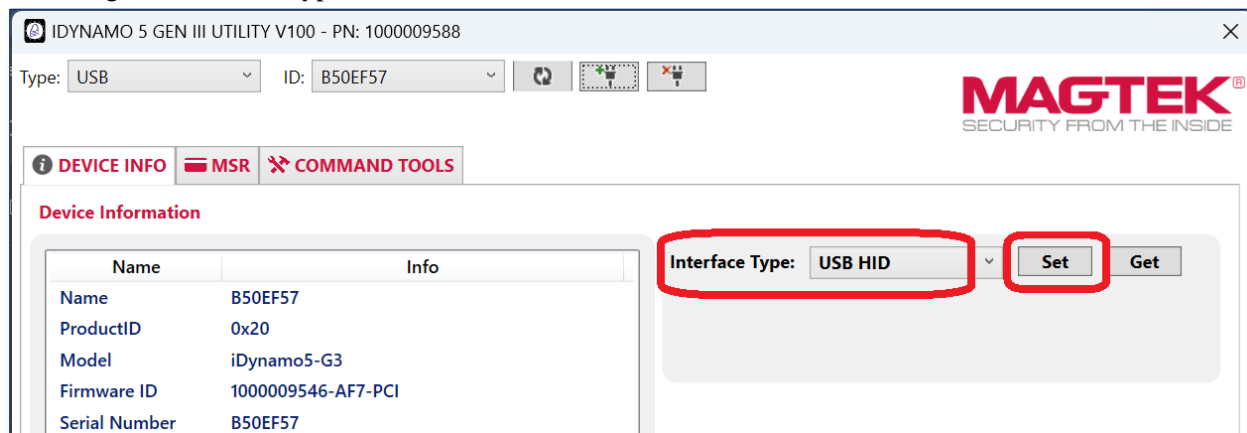
- 9) To disconnect the device, press **Disconnect** button.



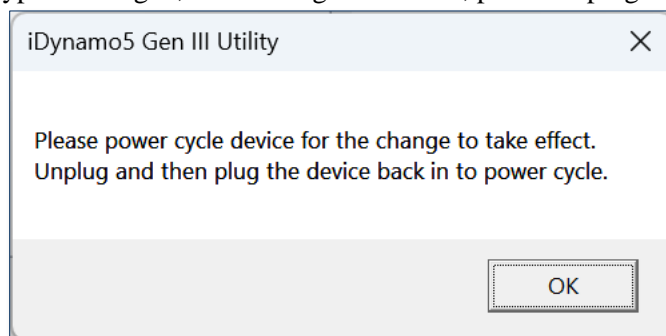
### 3 How to switch interface type.

To switch interface type, follow these steps:

- 1) Select the desired interface type under the **Interface Type** list box, then press the **Set** button to change the interface type.



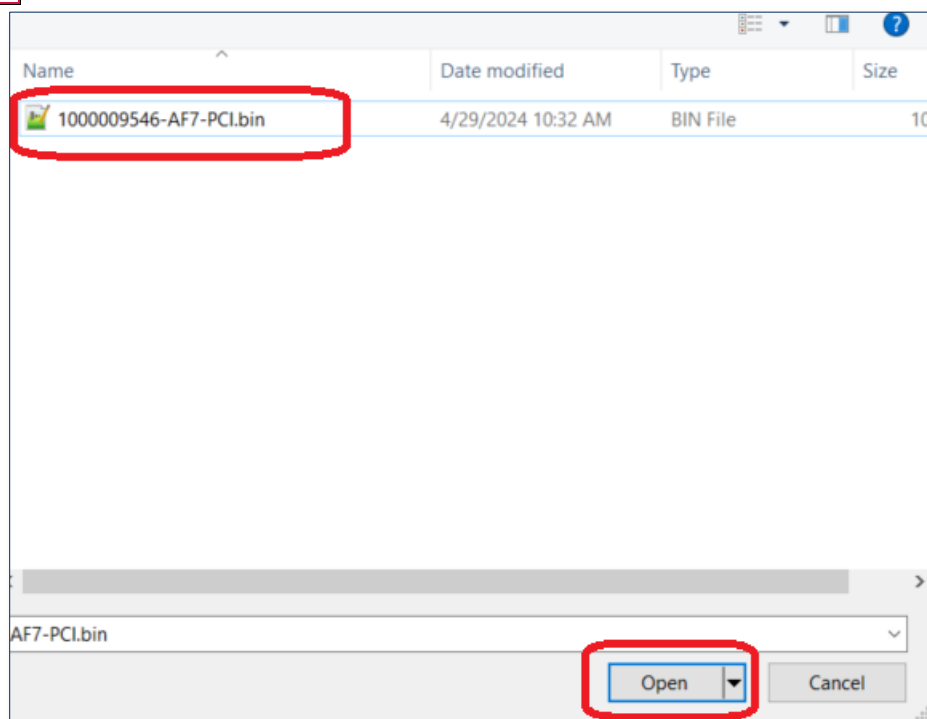
- 2) After the interface type is changed, this message will show, please unplug then plug in the device.



### 4 How to Update Firmware

To update firmware, follow these steps.

- 1) Before you update the firmware, please obtain the latest firmware from MagTek support team, and then save it to local storage.
- 2) Please make sure the device is in HID mode, if not, please follow the instructions in step 3 to switch device to HID mode.
- 3) Press the **Update Firmware** button.
- 4) Browse to the folder that contains the new firmware from MagTek, select the firmware file, and press the **Open** button.



- 5) Check the status displayed in the software.



## 5 How to Use the MSR Transaction Demo

The following instructions detail how to perform MSR transactions using USB.

### 5.1 HID Mode MSR Transaction

To perform an MSR transaction if your device is in HID mode, follow these steps.

- 1) Select the **MSR** tab, then swipe an MSR card.

Type: USB ID: B550659

**MAGTEK**  
SECURITY FROM THE INSIDE

DEVICE INFO **MSR** COMMAND TOOLS

SWIPE CARD....

Card Data:

Card Data	Value
Message ID	M001
Track 1 Masked Data	%B5325000050003455^CONTACTLESS/MAGTEK D^2509
Track 2 Masked Data*	;5325000050003455=2509000000000000000?
Track 3 Masked Data*	
Track 1 Encrypted Data	334EC919C40A9E962752F8E2FBAC226F610C5A52955C2A
Track 2 Encrypted Data*	AF47FB91A3B408E029F34A473A9B99BBB75B0B88A7892F
Track 3 Encrypted Data*	
MP Status	61400200
Encrypted MP Data	64FE7D5AE2F25219E006A55BA3CE32015A44DD793F323E
Encrypted Session ID	87B0EC991C95684C
MSR DUKPT Key Serial Number	9011880B550659000014
MSR DUKPT Key Serial Number	0000000000000000

Keyboard Mode Output:

Parse Data

\*\*\*Please clear the Keyboard Mode Output textbox to make sure valid data for the next run. Click the Clear button.

Clear

Output

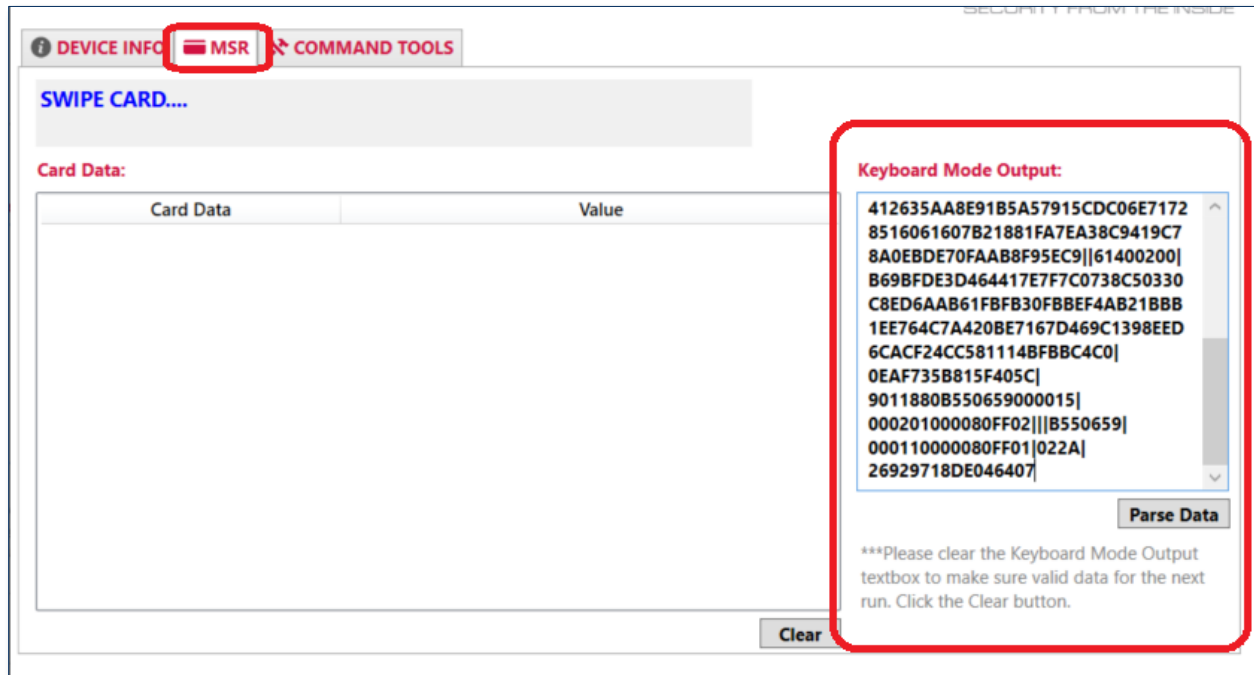
```
MP DUKPT Key Info=[]
Device Serial Number=[B550659]
MAC DUKPT Key Info=[000110000080FF01]
MAC message length=[022A]
MAC=[2FEDAE9AFD35C487]
]
```

Clear

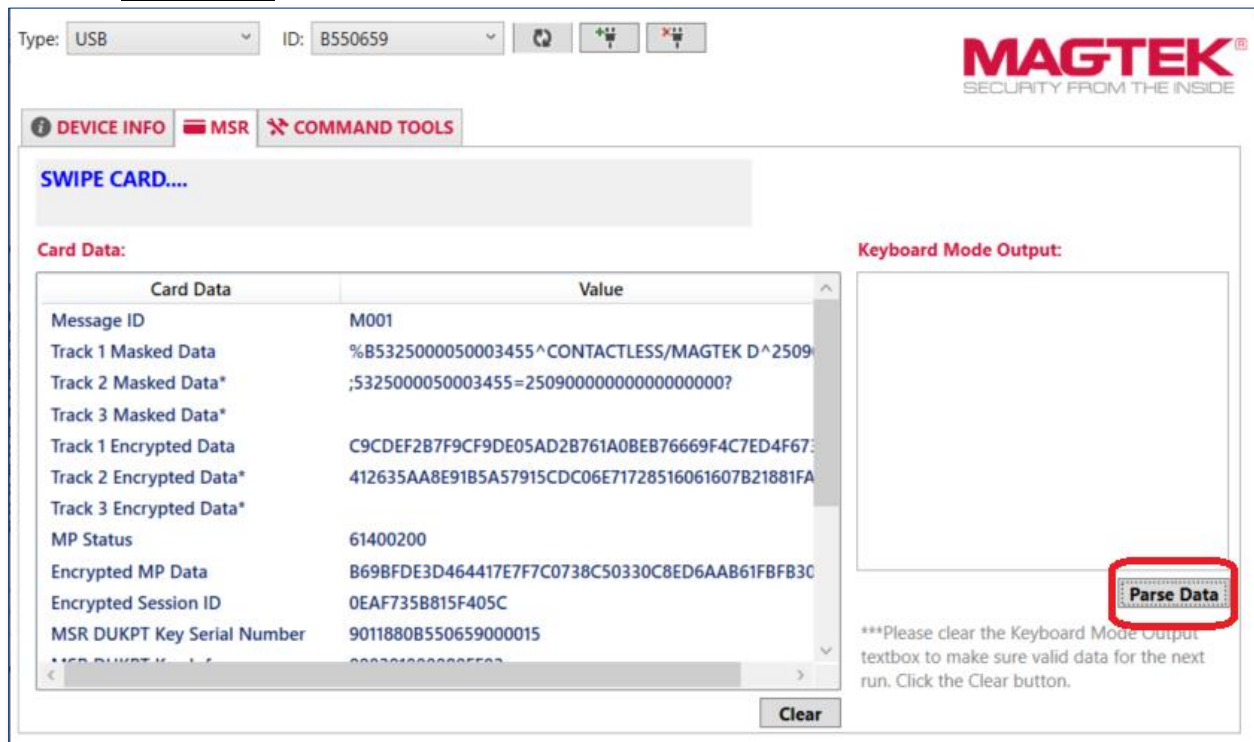
## 5.2 Keyboard mode MSR Transaction

To perform an MSR transaction if your device is in Keyboard mode, follow these steps.

- 1) Select the **MSR** tab, swipe an MSR card, and then observe the **Keyboard Mode Output** data.



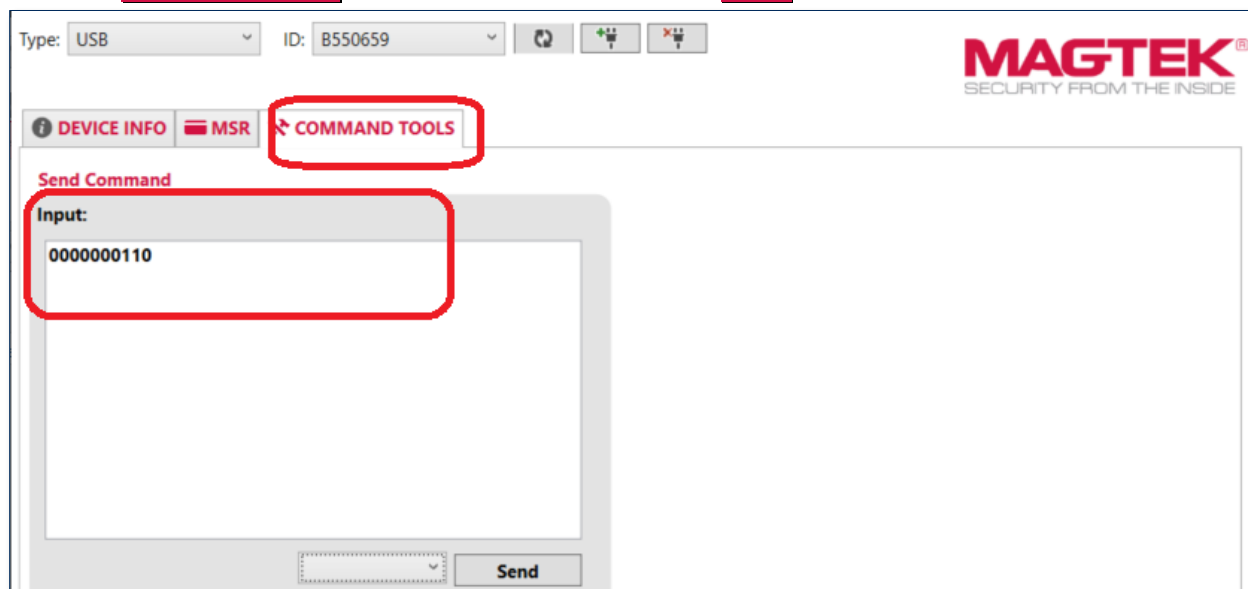
- 2) Press **Parse Data** to parse the data.



## 6 How to use Command Tools

To send commands to device, follow these steps.

- 1) Select **Command Tools** tab, then enter command to the **Input** text box.



- 2) Select **Command Type**, **Extended**, then press the **Send** button, and then observe the response in the output text box.

